

Questions for Life: Increasing Critical Thinking

Steve Barkley

November 2017

Questions for Life: Increasing Critical Thinking

Teachers use their questions to generate student thinking to promote quality learning. When students learn to ask their own questions, learning is generated. Increasing the depth of content requires quality questioning. Questions for Life (QfL) provides a framework using 11 questioning strategies to guide and facilitate the critical thinking process. Teachers can use QfL to model real-life problem-solving protocols within content instruction. School leaders can use the same process to facilitate teacher thinking in coaching settings and professional learning communities.

Research on Questioning

1. Read one of the research show segments
2. Paraphrase and compare to your experiences
3. What implications does this have in your classroom, school, or district?
4. Read
5. Repeat process switching roles.



Questions for Life

Cue Words

PERCEPTION

Observe Hear
Notice Touch
Detect Feel
Picture Taste
See Smell

INDUCTION

Qualities
Rule
Pattern
Generalization
On the whole
Common elements
Common characteristics

ANALYSIS

List	Sequence
Outline	Categorize
Classify	Analyze
Reasons	Factors
Parts	Procedures
Sort	Mind map
Define	Steps

SAME/DIFFERENT

Compare
Contrast
Differentiate
Same
Different
Alike
Similar

INSIGHT

Insights Parallel
Inference Pattern
Realization Infer
Overlapping Connection
Relationship

APPRAISAL

Weigh	Grade
Rate	Prioritize
Appraise	
Rank (by value)	
best-to-worst	
most-to-least	

SUMMARY

Main idea	Condense
Main point	Reduce
Summary	Sum up
Focus	In a nutshell
Summarize	

EVALUATION

Belief	Judge
Viewpoint	Decide
Opinion	Evaluate
Believe	Critique

IDEA

Ideas
Goals
Options
Changes
Ways
Possibilities
Opportunities

PREDICTION

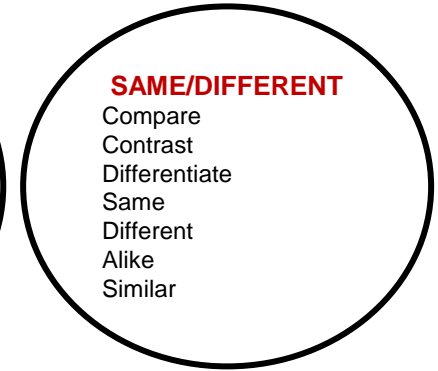
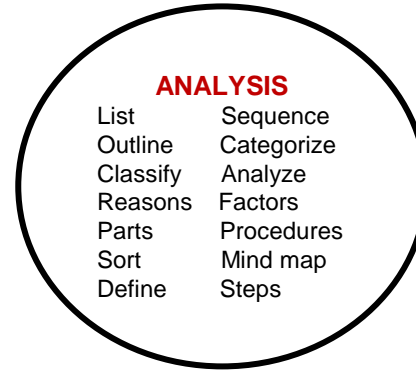
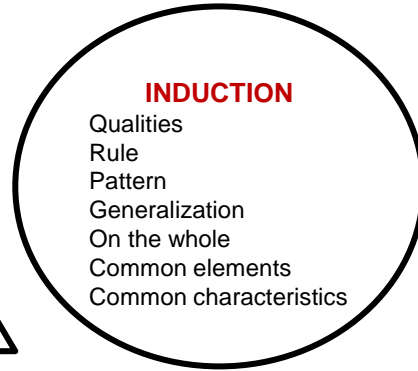
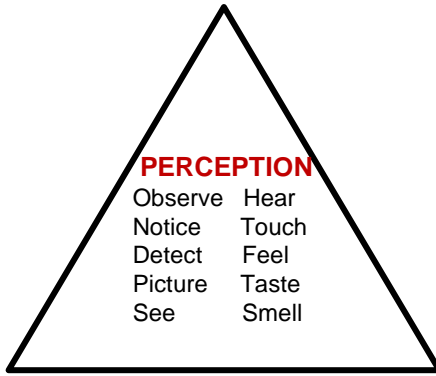
Predict
Forecast
Hypothesize
Consequences
Affect
Effect
Happen

ACTION

Apply	Build	Do
Use	Write	Graph
Plan	Make	Design
Combine	Draft	Compose
Construct	Draw	Role play
Interview	Report	Produce
Simulate	Compute	Create

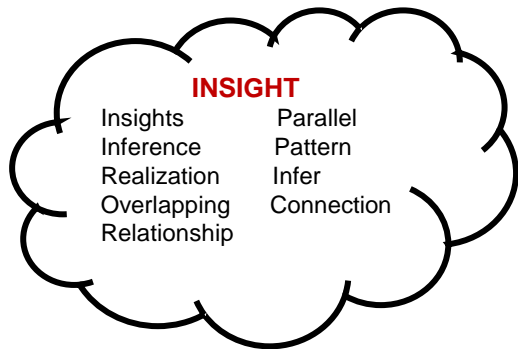


Questions for Life



Row 1: Gathering Information

Questions for Life



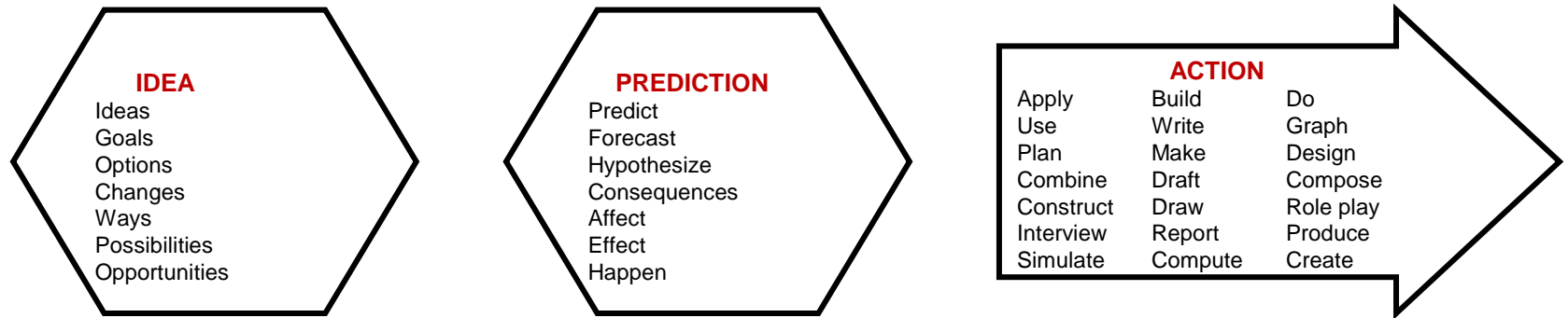
APPRAISAL	
Weigh	Grade
Rate	Prioritize
Appraise	
Rank (by value)	
best-to-worst	
most-to-least	

SUMMARY	
Main idea	Condense
Main point	Reduce
Summary	Sum up
Focus	In a nutshell
Summarize	

EVALUATION	
Belief	Judge
Viewpoint	Decide
Opinion	Evaluate
Believe	Critique


Row 2: Working with Information

Questions for Life



Row 3: Taking Action

Questions for Life



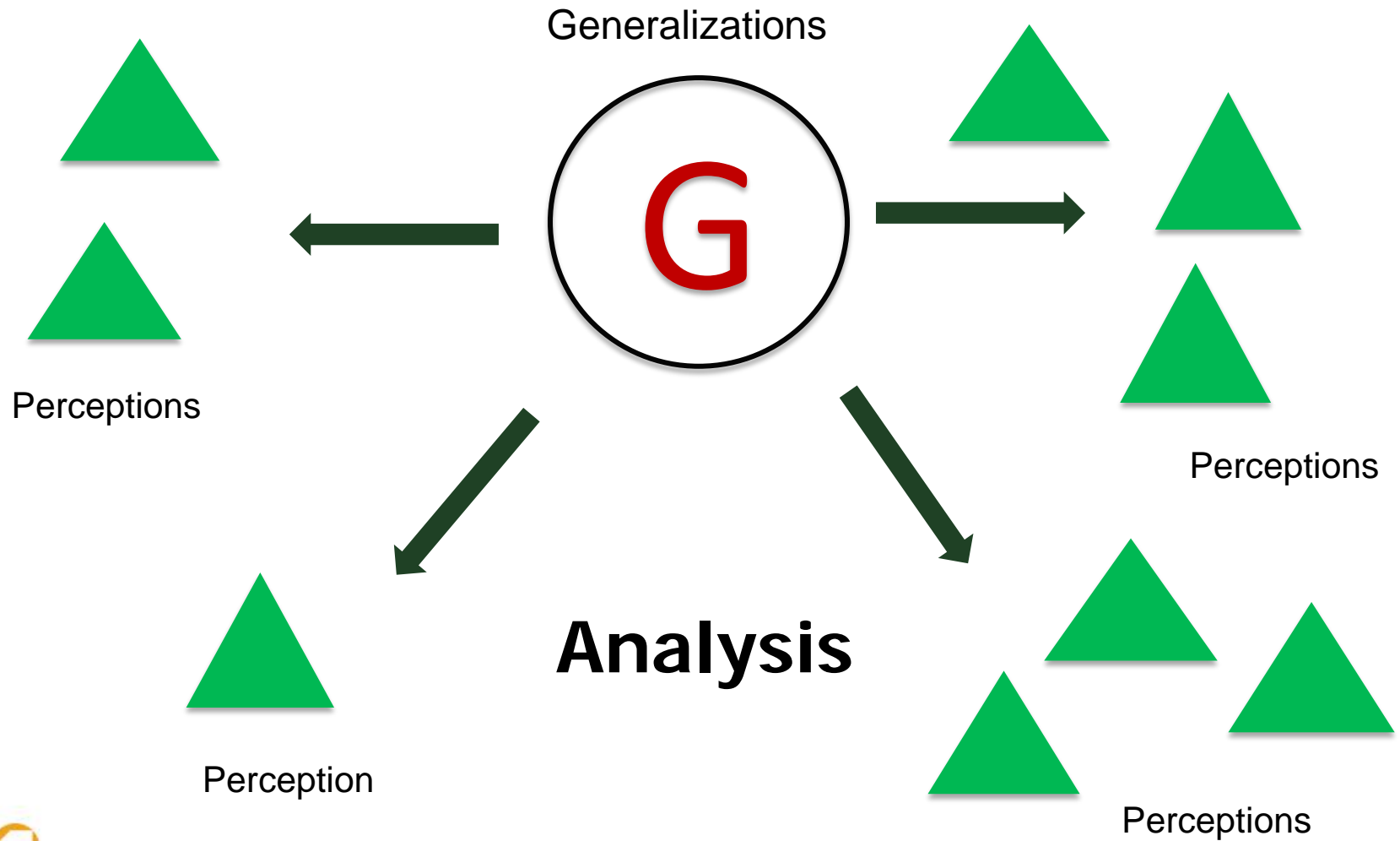
Perceptions




Generalizations

Induction


Questions for Life



Questions for Life



Perception



Perception

Same/Different

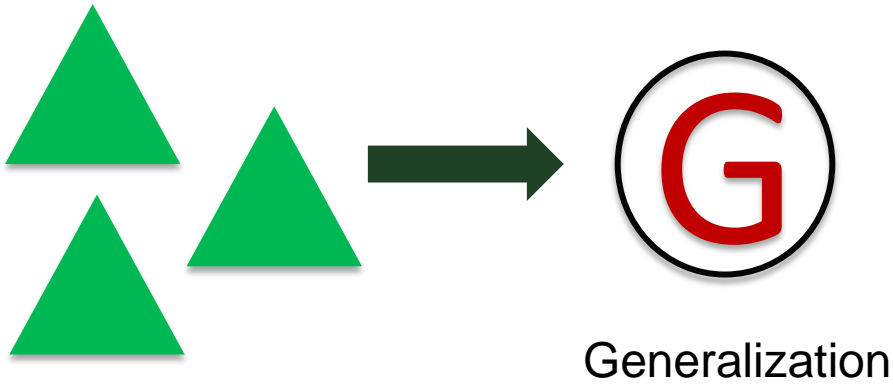
Questions for Life

Friends

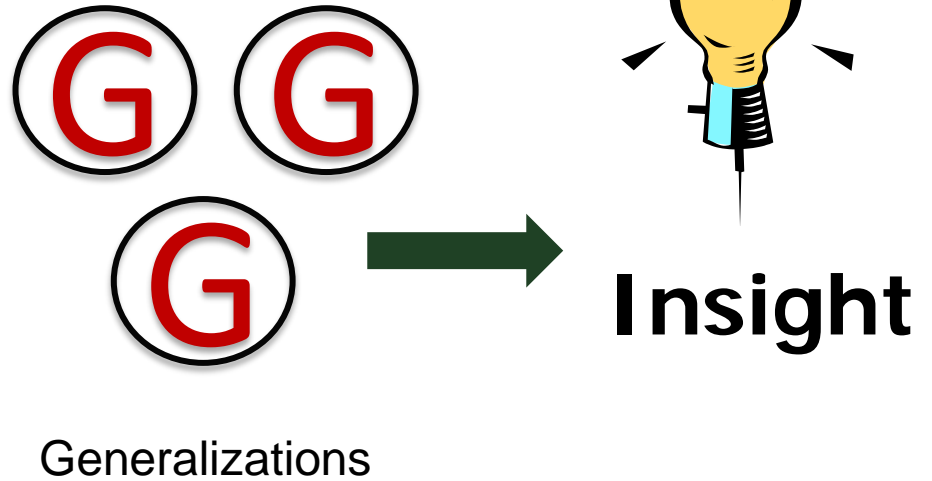
A

B

Questions for Life



Induction




Generalizations

Questions for Life

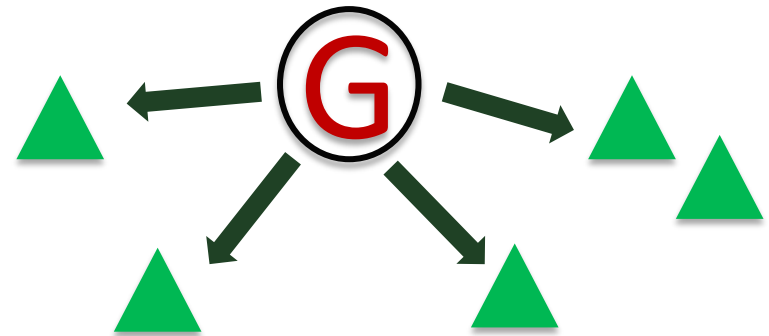
Appraisal / Evaluation (Same/Different)

Questions for Life

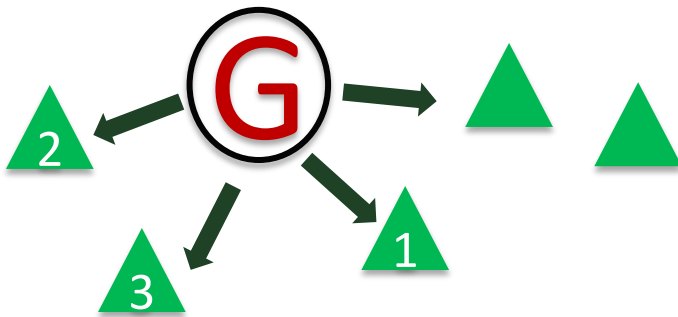
Summary Process



1. Gather Perceptions



2. Analysis (Mindmap)



3. Appraisal 1,2,3, etc.
(Rank)

4. Summary

Questions for Life

Evaluation

Do you *believe* a difference is possible?
(Why/Why not?)

Questions for Life

The Creative Process

Collection

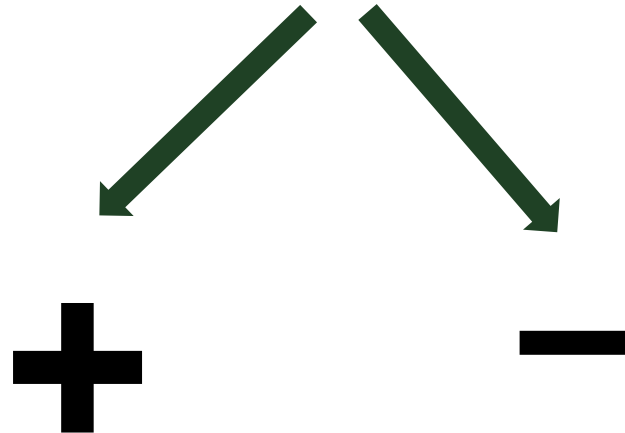
Incubation

Illumination

Verification

Questions for Life

Prediction



Questions for Life

Cue Words

PERCEPTION

Observe Hear
Notice Touch
Detect Feel
Picture Taste
See Smell

Generalization
On the whole
Common elements
Common characteristics

ANALYSIS

Sequence
Categorize
Classify Analyze
Reasons Factors
Parts Procedure
Sort Mind map
Define Steps

SAME/DIFFERENT

Compare
Contrast
Differentiate
Same
Different
Alike
Similar

INSIGHT

Insights Parallel
Inference Pattern
Realization Infer
Overlapping Connection
Relationship

APPRAISAL

Weigh Grade
Rate Prioritize
Appraise
Rank (by value)
best-to-worst
most-to-least

SUMMARY

Main idea Condense
Main point Reduce
Summary Sum up
Focus In a nutshell
Summarize

EVALUATION

Believe Judge
View Decide
Opinion Evaluate
Believe Critique

IDEA

Ideas
Goals
Options
Changes
Ways
Possibilities
Opportunities

PREDICTION

Predict
Forecast
Hypothesize
Consequences
Affect
Effect
Happen

ACTION

Apply Build
Use Write
Plan Make
Combine Draft
Construct Draw
Interview Report
Simulate Computer





Steve Barkley

Education Consultant



BarkleyPD.com



PLS3rdLearning.com/blog



[/PLSClasses](https://www.facebook.com/PLSClasses)



[@SteveBarkley](https://twitter.com/SteveBarkley)



sbarkley@PLS3rdlearning.com



PLS 3rd Learning
Educators elevated.